



Our Customers | Our People Perform | Invent

March 2022

Disclaimer

Except as expressly noted, the information in this presentation is current as of February 23, 2022, and should not be relied upon as being current as of any subsequent date. Avista undertakes no duty to update this presentation, except as may be required by law.

All forward-looking statements in this presentation are based on underlying assumptions (many of which are based, in turn, upon further assumptions). These statements are subject to a variety of risks, uncertainties and other factors. Most of these factors are beyond our control and may have a significant effect on our operations, results of operations, financial condition or cash flows, which could cause actual results to differ materially from those anticipated in our statements.

Such risks, uncertainties and other factors include, among others, those included in the appendix herein and in our most recent Annual Report on Form 10-K, or Quarterly Report on Form 10-Q, filed with the Securities and Exchange Commission. Those reports are also available on our website at <https://investor.avistacorp.com>.

Avista at a glance

- Incorporated in the territory of Washington in 1889
- Primarily a regulated electric and natural gas utility
- At the end of 2021, employed 1,800 people at Avista Utilities and 65 in our subsidiary businesses (including Alaska Electric Light & Power)
- Generation portfolio is 60% renewable

FINANCIALS

2021 Operating revenue \$1.4 billion

2021 Net income attributable to Avista Corporation shareholders \$147.3 million

2021 Diluted earnings per share \$2.10

Annualized 2022 dividend per share \$1.76

Total Avista Corporation Shareholders' Equity as of December 31, 2021 \$2.2 billion

Our Mission, Our Vision, Our Values

Our Mission We improve our customers' lives through innovative energy solutions.	Our Values		
	Trustworthy	Innovative	Collaborative
Our Vision Better energy for life.	Our word is reliable; we do what is right.	We continuously improve and find better ways to get things done.	We are respectful and we are at our best when working together to achieve results.

Our Focus

- Invest in our core utility infrastructure
 - Annual capital expenditures of \$445 million, resulting in approximately 5% annual rate base growth
- Achieve constructive regulatory outcomes
 - Continue to reduce regulatory lag and more closely align earned and authorized returns
- Earn allowed return on equity by 2023 of approximately 8.7% at Avista Utilities
- Projecting long-term earnings growth of 4% to 6% following 2023
- Maintain credit quality through a prudent capital structure
- Wildfire resiliency
- Improved customer and load growth of 1.5% in 2021



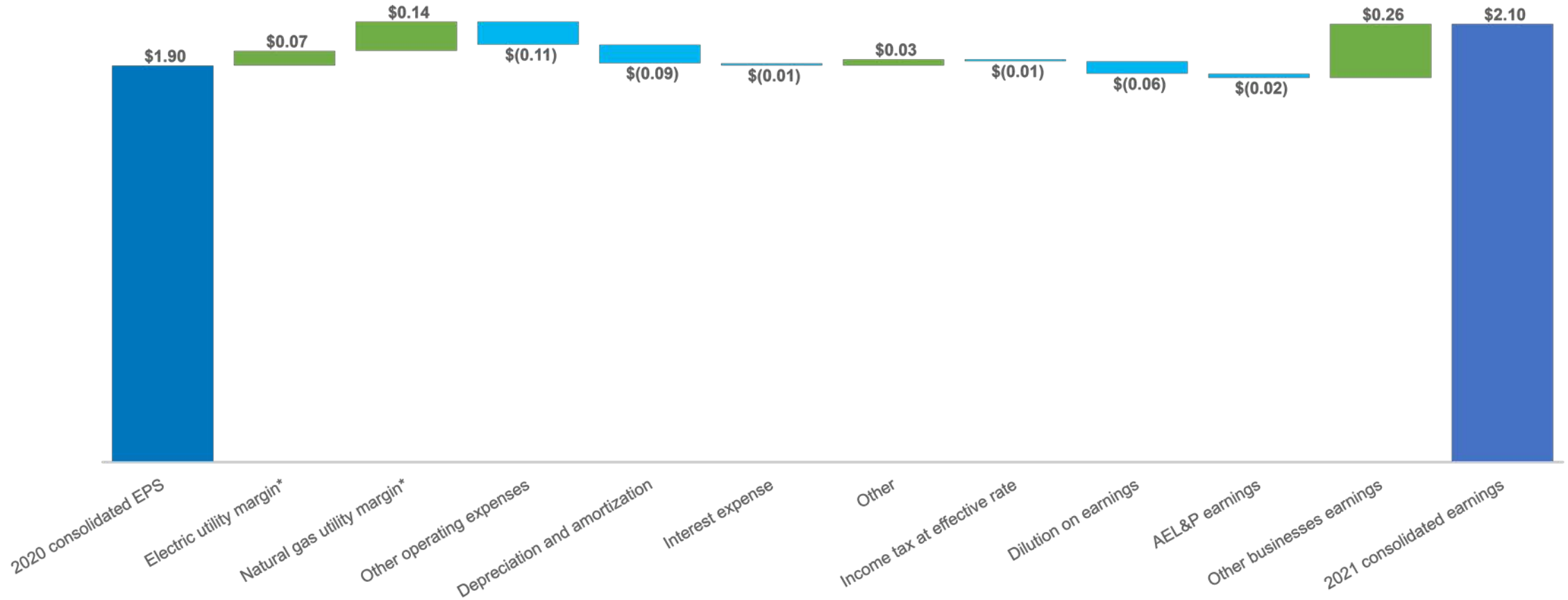
Net Income and Diluted EPS

<i>(\$ in thousands, except per-share data)</i>	Q4 2021	Q4 2020	YTD 2021	YTD 2020
Net Income (Loss) by Business Segment attributable to Avista Corp. Shareholders				
Avista Utilities	\$44,697	\$55,680	\$125,558	\$124,810
Alaska Electric Light and Power Company	\$2,408	\$3,104	\$7,224	\$8,095
Other	\$3,772	\$(49)	\$14,552	\$(3,417)
Total Net Income attributable to Avista Corp. Shareholders	\$50,877	\$58,735	\$147,334	\$129,488

Earnings (Loss) per diluted share by Business Segment attributable to Avista Corp. Shareholders

Avista Utilities	\$0.63	\$0.81	\$1.79	\$1.83
Alaska Electric Light and Power Company	\$0.03	\$0.04	\$0.10	\$0.12
Other	\$0.05	\$ -	\$0.21	\$(0.05)
Total Earnings per diluted share attributable to Avista Corp. Shareholders	\$0.71	\$0.85	\$2.10	\$1.90

2021 Earnings Bridge

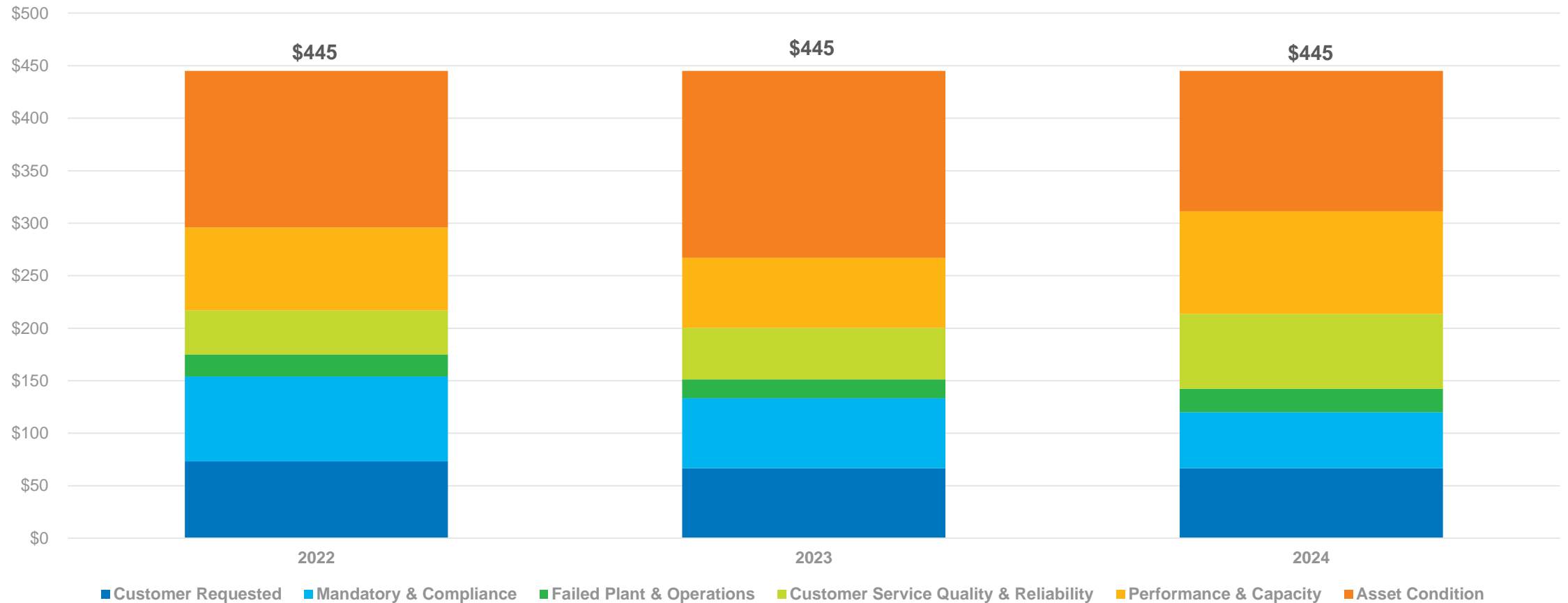


*Including intercompany.

Investments to Upgrade Our Systems

5% rate base growth

Avista Utilities Expected Spend 2022-2024 (\$ in millions)



Driving Effective Regulatory Outcomes

Washington



- General rate cases (multiyear rate plans) for electric and gas filed in January 2022.
- Proposed rate increases for electric would increase base revenue \$52.9M (9.6%) in year 1, and \$17.1M (2.8%) in year 2. Proposed rate increases would be partially offset by remaining customer tax credits for a period of 2 years.
- Proposed rate increases for gas would increase base revenue \$10.9M (9.5%) in year 1, and \$2.2M (1.7%) in year 2. Proposed rate increases would be partially offset by remaining customer tax credits for a period of 2 years.
- Proposed equity ratio of 48.5% and return on equity of 10.25%, for an overall rate of return of 7.31%.
- Proposed 11 measures for performance-based rates.

Idaho



- In September 2021, the Idaho Commission approved the all-party settlement in two-year general rate cases, authorizing a 50% equity ratio and 9.4% return on equity.
- The next rate increase will be effective Sept. 1, 2022, and will increase annual base electric revenue by \$8.0 million, or 3.1%, and annual base natural gas revenue by \$0.9 million, or 2.2%.
- Customer tax credits will offset the rate increase through the rate effective period.
- The next general rate case filing in Idaho is targeted for Q1 2023.

Oregon



- Filed general rate case in October 2021.
- Partial settlement in January 2022 authorizes an overall cost of capital of 7.05%, based on a 50% equity ratio and a return on equity of 9.4%, reducing requested rate increase to \$2.6M.
- Impact on customer rates expected to be fully offset by customer tax credits.

Alaska



- Current rates based on a 58.18% equity ratio and an 11.95% return on equity.
- AEL&P is required to file its next general rate case by August 30, 2022.

Our Commitment to Corporate Responsibility

Our Commitment to Corporate Responsibility

At Avista, our vision is to deliver better energy for life. We strive to fulfill that vision by improving the lives of customers through the safe, responsible, and affordable delivery of energy, in a way that is trustworthy, innovative and collaborative.

These guiding principles are founded on a long tradition of corporate responsibility. Whether it is our longstanding commitment to environmental stewardship, the care and support of our people, our dedication to the customers and communities we serve, or our steadfast adherence to principles of ethical governance, we believe that the integration of corporate responsibility into our business builds trust, forges lasting relationships, strengthens morale, reduces risk, delivers enhanced value to our shareholders, and ultimately enables us to more effectively execute on our vision, mission and strategy.

At its heart, corporate responsibility at Avista is a commitment to manage the social, environmental and economic effects of our operations safely, responsibly, and affordably, while endeavoring to have a positive, lasting impact on the society and environments in which we operate.

[Read More >](#)

Additional Disclosures

- [2021 Avista TCFD and SASB Disclosure Report](#)
- [2020 Avista Electric Operations ESG Metrics \(EEI Template\)](#)
- [2020 Avista Natural Gas Operations ESG Metrics \(AGA Template\)](#)
- [Supporting Documents and Archived Reports](#)

Our Environment

Our People

Our Customers and Communities

Our Ethical Governance



[Click to download the Full Report](#)



A message from the CEO

Avista serves a diverse customer base of 402,000 electric and 368,000 natural gas customers across 30,000 square miles. Across the utility, our efforts focus on providing safe, reliable service and a seamless and satisfying customer experience, at a reasonable cost.

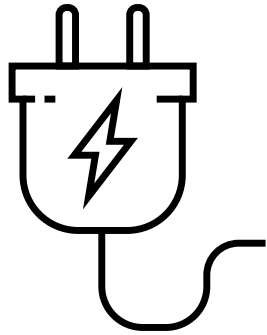
Since Avista's founding on clean, renewable hydro power in 1889, we've served our customers with an electric generation resource mix that is more than half renewable, allowing us to keep our carbon emissions among the lowest in the nation.

[Read More >](#)

Earned Recognitions




Our Commitment to Clean Energy



Electric resources

- Carbon neutral supply of electricity by the end of 2027
- Serve customers with 100% clean energy by 2045



Natural gas resources

- 30% reduction in greenhouse gas emissions by 2030
- Carbon neutral by 2045

Earnings Guidance

As of February 23, 2022

	2022	2023
Avista Utilities	\$1.81 - \$1.97	\$2.30 - \$2.46
AEL&P	\$0.08 - \$0.10	\$0.08 - \$0.10
Other	\$0.04 - \$0.06	\$0.04 - \$0.06
Consolidated	\$1.93 - \$2.13	\$2.42 - \$2.62

Guidance Assumptions

- Our earnings guidance assumes timely and appropriate rate relief in our jurisdictions.
- The midpoint of our guidance range does not include any expense or benefit under the ERM. For 2022, we expect to be in the 50% customer/50% company sharing band, expected to reduce earnings by \$0.07 per diluted share. We expect authorized power supply cost for the ERM to reset in 2023 through the regulatory process.
- Our outlook for other business includes expected earnings on investments, offset by costs associated with Avista Edge.
- Our outlook for Avista Utilities and AEL&P assumes, among other variables, normal precipitation, temperatures, and other operating conditions.

A Solid Investment

Strong, responsible core utility

- Substantial investment to modernize infrastructure and upgrade systems
- Committed to constructive regulatory outcomes
 - Successful rate case settlements in 2021 in Washington and Idaho
 - Pending rate cases in Oregon and Washington
- Committed to reducing regulatory lag by 2023; long-term growth rate of 4 to 6 percent after 2023
- Steady returns and attractive dividend yield
- Committed to renewable energy and one of the lowest carbon-emitting electric utilities in the U.S.*
- Committed to Corporate Responsibility



We Welcome Your Questions

COMPANY CONTACT

Stacey Wenz
Investor Relations Manager

☎ (509) 495-2046

✉ stacey.wenz@avistacorp.com



Appendix

About Avista

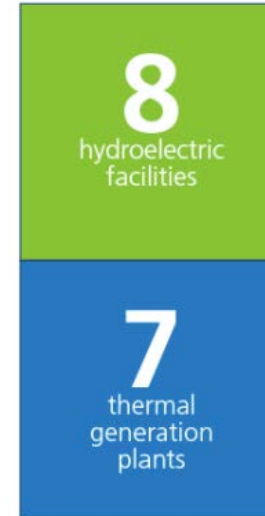
Corporate responsibility

Solid Foundation

Providing safe and reliable service for over 130 years

**Avista
Electric and
Natural Gas
Service Areas**

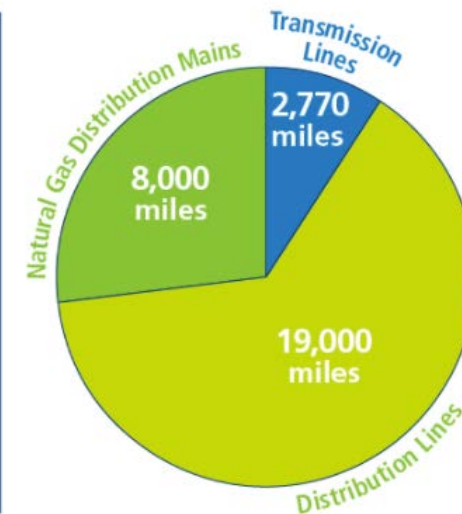

Electric ■
Natural Gas ■
Electric and Natural Gas ■



30,000
square miles of coverage area

4 states
Washington
Idaho
Oregon
Montana

We Serve



Strong, Stable Utility Core

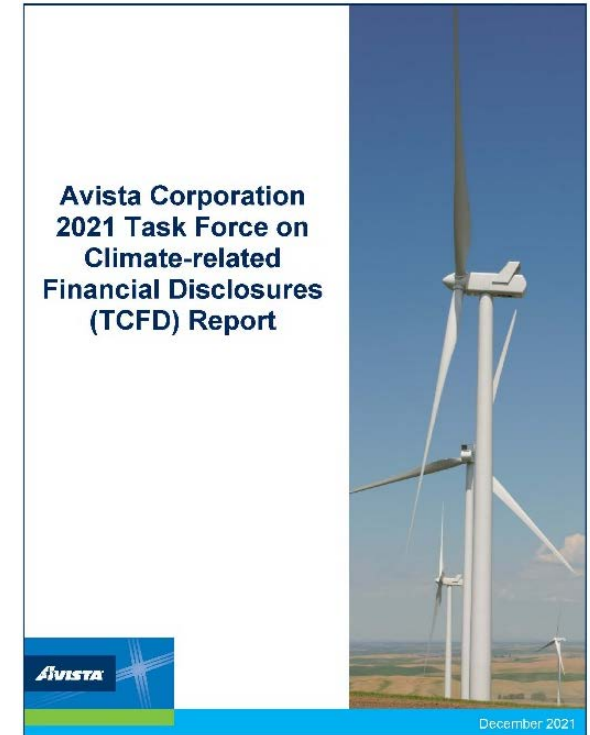
Avista Utilities

- Regulated electric and natural gas operations
- Serve customers in Washington, Idaho, and Oregon
- Contributes about 95% of earnings


Alaska Electric Light & Power Company (AEL&P)

- Regulated electric operations
- Serves customers in the City and Borough of Juneau

ESG: Corporate Responsibility



Avista's Commitments



Our Environment



Our People



Our Customers and Communities



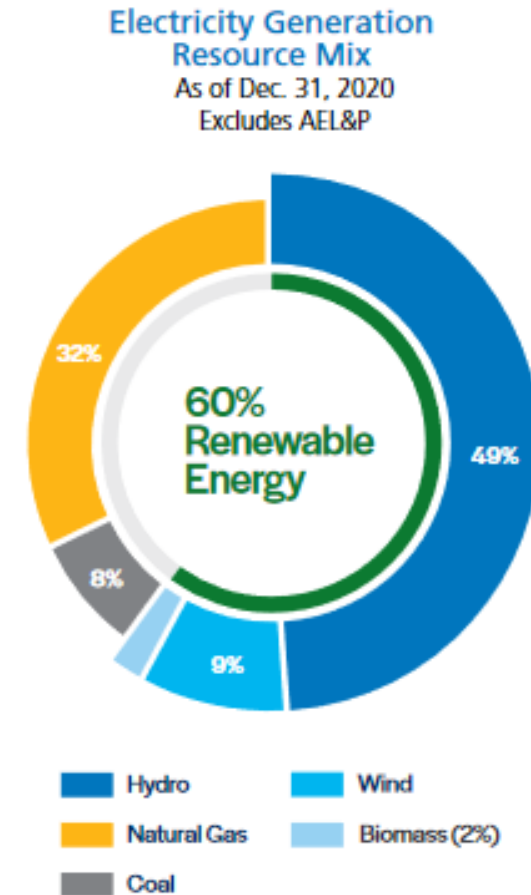
Ethical Governance



Our Commitment to Our Environment

Founded on clean, renewable hydropower in 1889

- 60% of electrical generation capability is renewable energy, compared to 19% for the US electric industry
- Among the lowest carbon-emitting electric utilities in the nation, according to the National Resources Defense Council
- Renewable energy projects since 2012:
 - Two wind projects (249 MW)
 - Two solar projects (28 MW)
 - Four hydroelectric PPAs (183 MW current; 176 MW commencing 2024-2026)
 - Two hydroelectric plant upgrades (7 MW)



Our Commitment to Our Environment

- Integrating renewables as part of our commitment to clean energy and carbon emissions reductions, while maintaining reliability and affordable rates for our customers.
- Engaging in climate policy development to promote environmental stewardship along with economic and community vitality.
- Driving innovation and technology advancements which increase energy efficiency and/or reduce emissions.
- Leading energy efficiency and conservation efforts for our customers and within our own system.
- Improving the sustainability of our business practices and promoting environmental stewardship of our shared natural resources.



Our Commitment to Our Customers & Communities

- Providing safe, reliable service that is there when needed, and is affordable for our customers and for our region.
- Bringing value to our customers through services, programs and methods for using energy efficiently, and which otherwise help to enrich customers' lives.
- Building value for our customers and communities through active involvement in organizations, causes and engagement with local stakeholders to grow jobs and improve the quality of life in our region.
- Providing meaningful philanthropic support to our communities without impacting customer rates, recognizing that these efforts help to strengthen our communities, broaden the reach of local organizations, and improve our local economies.
- Supporting and encouraging our employees to help local charities and community organizations in the regions in which we operate.
- Holding our customers' and communities' interests at the forefront of our decisions, operating our business with transparency, genuine care, and ease of conducting business — our stakeholders can rely on us.



Our Commitment to Our Customers & Communities


\$4.1 million in community donations in 2020



Avista Foundation Grants by Category	2020	2019	2018	2017	2016
Health & Human Services	\$1,474,542	\$1,338,599	\$723,529	\$609,056	\$689,456
Youth	206,489	505,990	337,121	188,234	177,552
Arts & Culture	102,172	282,680	169,043	141,341	183,873
Education	603,655	335,204	318,224	719,598	485,320
Community Vitality	127,810	899,903	403,294	617,755	670,011
Environmental	10,860	22,299	20,323	17,652	25,010
Total	\$2,525,528	\$3,384,675	\$1,971,534	\$2,293,636	\$2,231,222

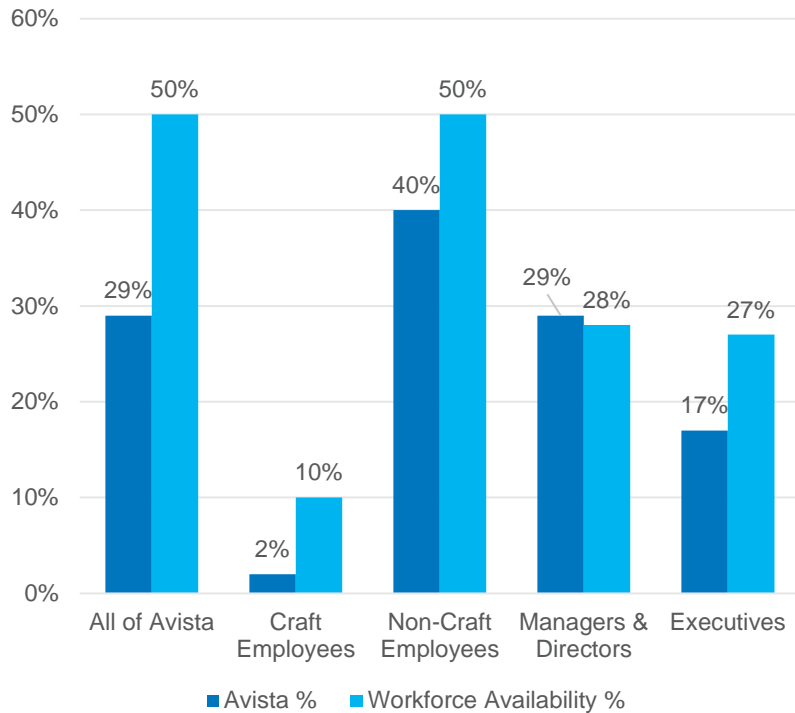
Our Commitment to Our People

- Proactively ensuring a safe and healthy work environment, preventing accidents and incidents, and ensuring that all Avista employees return home healthy and whole.
- Fostering a culture that values trust and respect based on equity, inclusion and diversity, and offering all employees the opportunity to enrich their lives and careers through challenging and meaningful work — all in an equal opportunity workplace that is surrounded by a supportive and inclusive environment.
- Valuing the contribution of our employees by focusing on creating and maintaining an environment to attract, develop, motivate, retain and reward talented employees.
- Conducting our operations ethically, honestly and in compliance with the laws and regulations that govern our business.
- Holding our contractors to the same ethical and compliance standards to which we hold ourselves.



Our Commitment to Our People

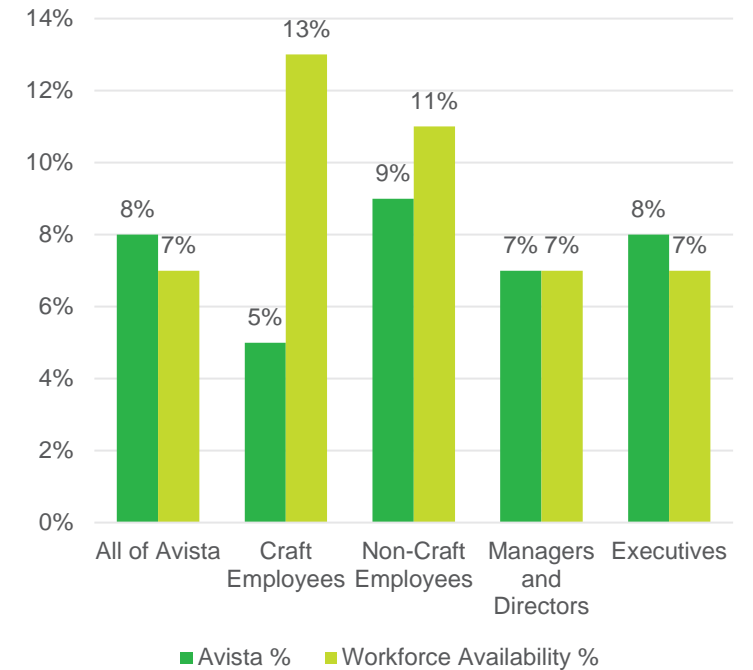
Female Representation



<h2 style="margin: 0;">80%</h2> <p style="margin: 0;">Overall Avista Employee Engagement Score</p>	
<h3 style="margin: 0;">25%</h3> <p style="margin: 0;">Fully Engaged</p>	<h3 style="margin: 0;">55%</h3> <p style="margin: 0;">Key Contributor</p>
<p>Highly-motivated group of employees characterized by strong discretionary efforts, organizational pride and innovation.</p>	<p>Satisfied group of employees considered the "strong and steady" population.</p>

Employee data as of 1/1/2021. Includes all regular full-time and part-time employees, excluding temporary workers and student interns.

Racially & Ethnically Diverse Representation



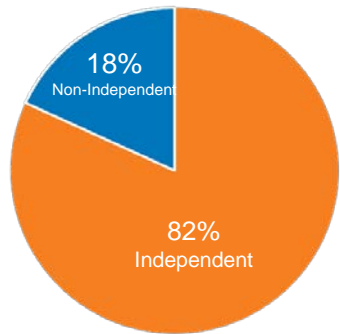
Our Commitment to Ethical Governance



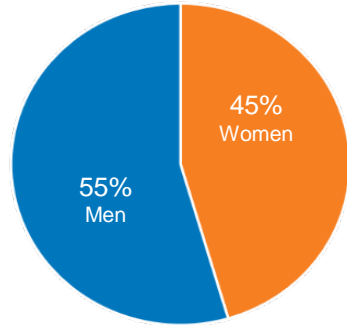
- Approaching all aspects of corporate governance ethically and with clear standards of appropriate corporate behavior.
- Promoting effective oversight of the Company through a strong and independent Board.
- Actively seeking to establish and enhance diversity among our Board of Directors.
- Striving to improve the performance of the Board of Directors and executive leadership through effective performance assessments, appropriate and fair compensation practices, and ongoing investment in education and professional development.
- Ensuring that shareholders have an appropriate voice with respect to matters impacting the company through outreach and engagement.
- Maintaining transparency with respect to governance of the Company and the pursuit of its strategic goals.

Our Commitment to Ethical Governance

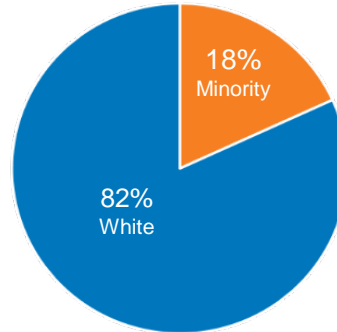
Director Independence



Gender Diversity



Ethnic Diversity

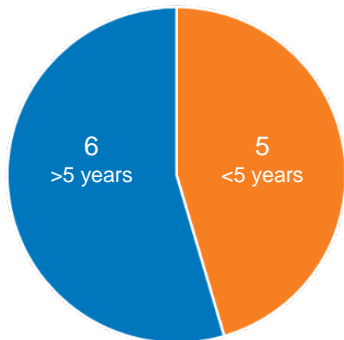


Average Age

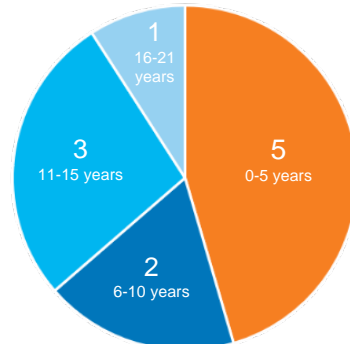


Avista has been named a winning “W” company by 2020 Women on Boards for achieving at least 20% women on its corporate board.

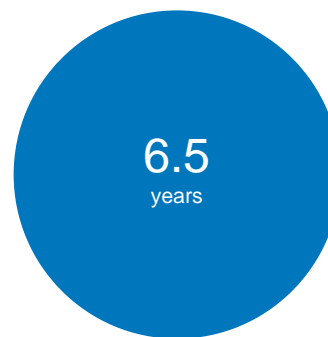
New Directors in Last 5 Years



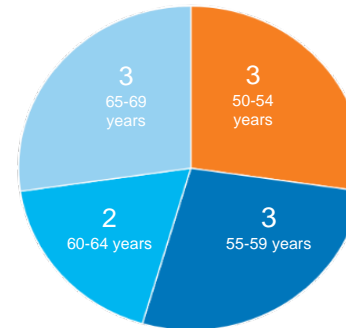
Tenure



Committee Chair Average Tenure



Age Distribution



Regulatory Landscape

Rates, regulation, and resource planning

Avista Utilities Rate Base

Jurisdiction and Service	Estimated Rate Base as of December 31, 2021 (\$ in millions) (1)	Authorized Overall Rate of Return	Authorized Return on Equity	Authorized Common Equity Ratio
Washington electric	\$1,846	7.12%	9.4%	48.5%
Washington natural gas	453	7.12%	9.4%	48.5%
Idaho electric	902	7.05%	9.4%	50%
Idaho natural gas	187	7.05%	9.4%	50%
Oregon natural gas	303	7.24%	9.4%	50%
Total	\$3,691			

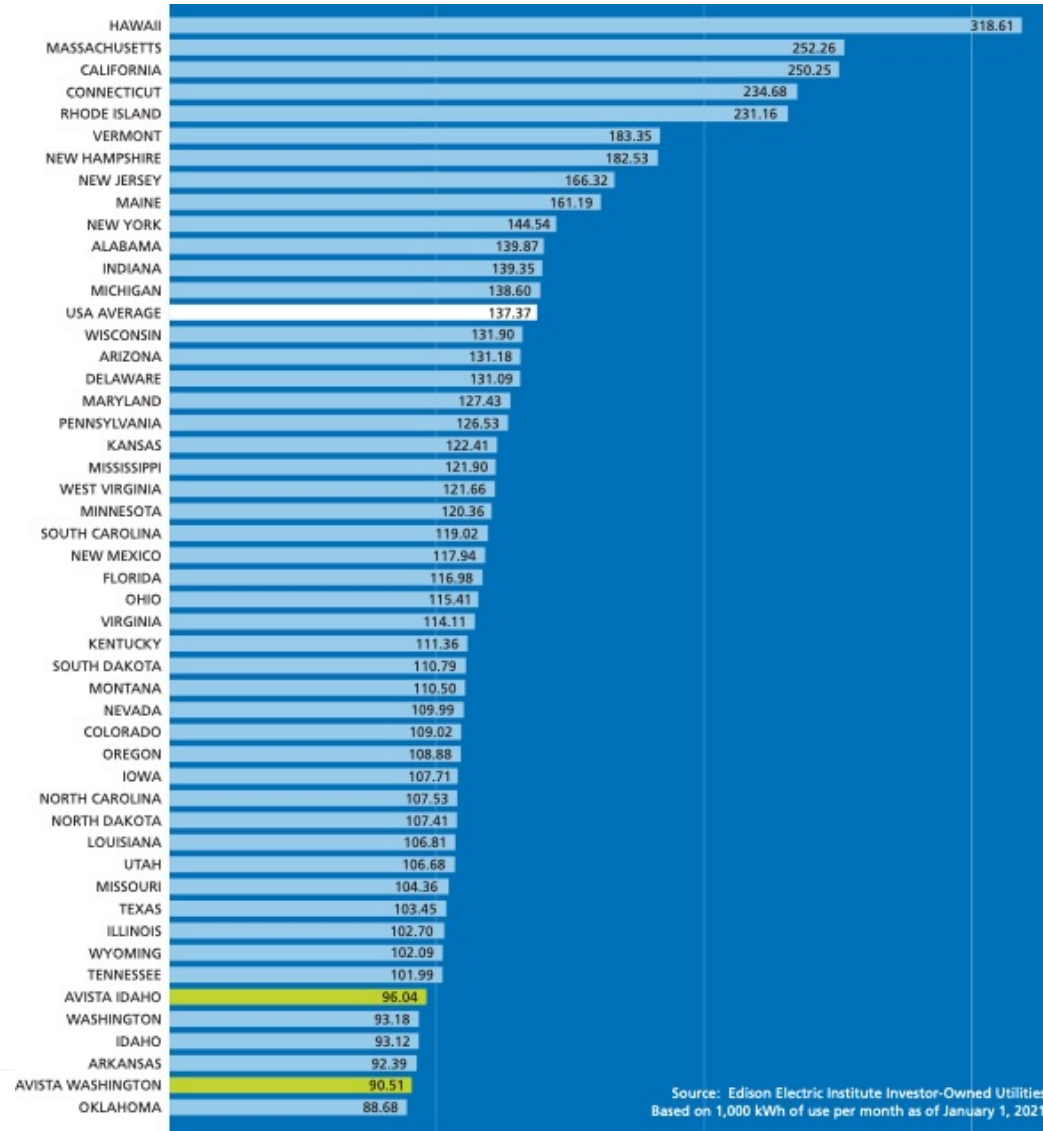
(1) Based on average-of-monthly averages for the prior 13-month period.

Avista Utilities Regulatory Mechanisms

Jurisdiction and Service	Supply Costs	Decoupling / FCA (1)	COVID-19 (2)	Wildfire Resiliency
Washington electric	ERM (3)	Yes	Yes	Yes
Washington natural gas	PGA (4)	Yes	Yes	N/A
Idaho electric	PCA (5)	Yes	Yes	Yes
Idaho natural gas	PGA (4)	Yes	Yes	N/A
Oregon natural gas	PGA (4)	Yes	Yes	N/A

- (1) Decoupling (also known as an Fixed Cost Adjustment (FCA) in Idaho) is a mechanism designed to sever the link between a utility's revenues and consumers' energy usage. The difference between revenues based on the number of customers and "normal" sales and revenues based on actual usage is deferred and either surcharged or rebated to customers beginning in the following year. Only residential and certain commercial customer classes are included in our decoupling mechanisms.
- (2) The respective regulatory authorities will determine the appropriateness and prudence of any deferred expenses when the Company seeks recovery.
- (3) The Energy Recovery Mechanism (ERM) is an accounting method used to track certain differences between actual power supply costs, net of wholesale sales and sales of fuel, and the amount included in base retail rates for our Washington customers.
- (4) Purchased Gas Adjustments (PGAs) are designed to pass through changes in natural gas costs to customers with no change in utility margin (operating revenues less resource costs) or net income.
- (5) Under the Power Cost Adjustment (PCA) mechanism, we defer 90 percent of the difference between certain actual net power supply expenses and the amount included in base retail rates for our Idaho customers.

Affordable Rates



Source: Edison Electric Institute Investor-Owned Utilities
Based on 1,000 kWh of use per month as of January 1, 2021

Washington Clean Energy Transformation Act (CETA)

Energy Resources

- Must eliminate the allocation of coal-fired resources to Washington customers by the end of 2025
- Colstrip depreciation accelerated to 2025 in Washington general rate case, implemented April 1, 2020
- Achieve carbon neutrality by 2030 while meeting 80% of Washington load through renewable or non-emitting resources
- Serve entire Washington load with renewable or non-emitting resources by 2045
- Consistent with Avista's commitment to renewable energy


Regulatory

- Commission issued Policy Statement on “used and useful” in January 2020
- Provides Commission authority to allow for the recovery of costs of property which becomes used and useful during a period of up to 48 months after rates have been approved
- Acknowledges the Commission's authority to approve performance and incentive-based regulation, multi-year rate plans, and “other flexible regulatory mechanisms”
- Allows utilities to defer costs incurred to meet clean energy plans for a period of up to 36 months with a return, including an imputed return on power purchase agreements
- Limits rate increases to 2% to meet compliance requirements

Electric Integrated Resource Plan

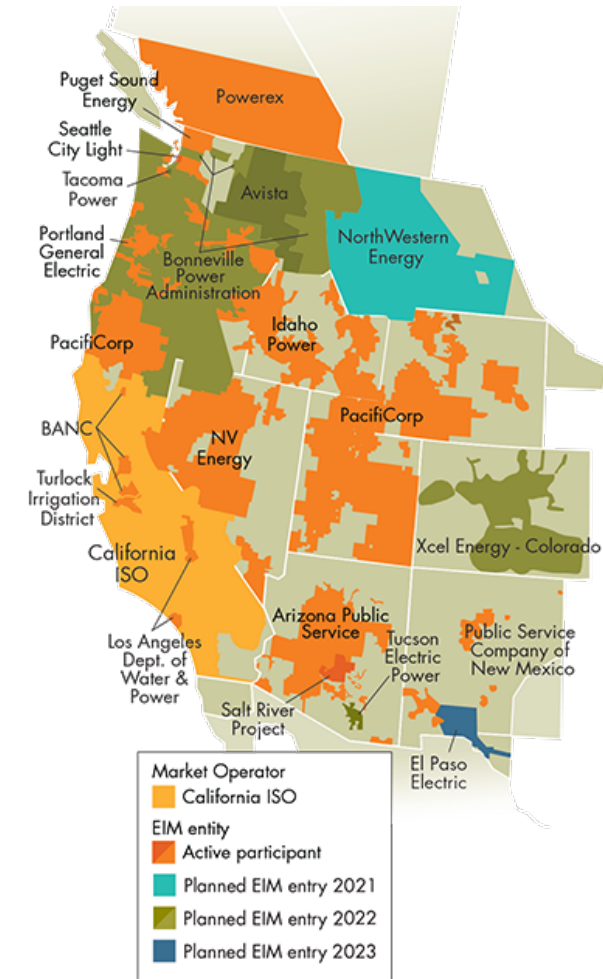
Filed in Washington and Idaho on April 1, 2021. Highlighted expectations / assumptions:

- We have adequate resources between owned and contractually controlled generation, when combined with conservation and market purchases, to meet customer demand through October 2026. Our first long-term capacity deficit, net of energy efficiency, begins in October 2026 and is 247 MW by January 2027.
- New renewable energy, energy storage, demand response, energy efficiency, and upgrades to existing hydropower and biomass plants are integral to our plan.
- Retail sales and residential use per customer forecasts are slightly higher as compared to the 2020 IRP projections. We anticipate customer load growth of 0.3 percent per year.
- Assumes Colstrip will exit the portfolio as determined by an economic analysis of the plant compared to alternative resources and the Washington CETA requirement to exit the plant by 2025; although an exit strategy for the plant has not been developed at this time.
- New natural gas-fired peakers are most economic to meet the capacity shortfall in 2027 as long-term energy storage is not yet available or as cost effective as initially estimated in the 2020 IRP.
- Demand response programs begin in 2025 and grow to 72 MW by 2045.
- Our first new renewable resource identified in the IRP is in 2025, as a wind project located in Montana. Actual resource selection will be determined by a future RFP.
- The resource strategy moves us closer to achieving our corporate clean electricity goal to provide customers with 100 percent net clean electricity by 2027. Net clean energy is defined as either 100 percent non-carbon emitting resources or investing in or acquiring carbon offsets to net-out emissions created from carbon emitting resources.



Western Energy Imbalance Market (EIM)

- Joining the Western EIM March 2022.
- Real-time energy market should allow Avista to further integrate renewable generation on the system.
- Avista estimates annual benefits of approximately \$5 million from initial market participation but anticipates benefits trending higher after gaining operating experience.
- Avista is seeking recovery of the net costs through the regulatory process.



Alaska Electric Light & Power Company

Alaska Electric Light & Power Company

Oldest regulated electric utility in Alaska, founded in 1893

- Serves 17,000 electric customers in the City and Borough of Juneau, meeting nearly all of its energy needs with hydropower
- One of the lowest-cost electric utilities in the state
- Approved capital structure of 58.18% equity ratio and an authorized return on equity of 11.95%



Juneau, Alaska



Strategic Investments

Growth outside core utility, developing platforms for future growth

Creating new growth platforms

- Invested \$17 million in 2021, plan to invest \$15 million in each of 2022 and 2023
- Energy Impact Partners
 - Private equity fund that invests in emerging technologies, services, and business models throughout the energy supply chain with a collaborative, strategic investment approach.
- South University District Development
 - Joint venture for a real estate development hosting a zero-energy, zero-carbon cross laminated timber building and an energy innovation center coordinating utility grid operations with tenant and building operations.
- Avista Edge
 - Wholly owned, unregulated subsidiary whose services initially support public electric utilities with advanced broadband networks and patented technology located at the electric meter, allowing their customers access to high-speed internet services.
 - Pilot with the City of Cheney, Washington in 2022.



South University District

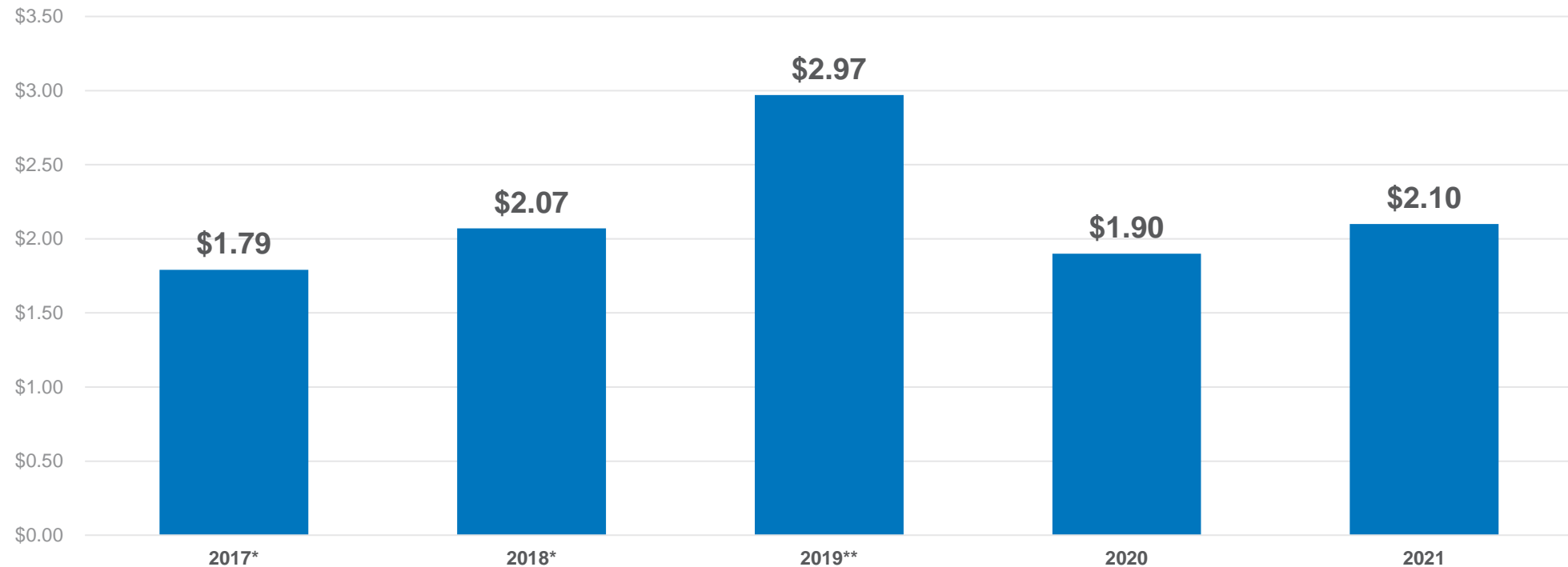


Avista Edge-patented meter collar

Financial Performance Metrics

Earnings per Diluted Share

Total Earnings per Diluted Share Attributable to Avista Corporation



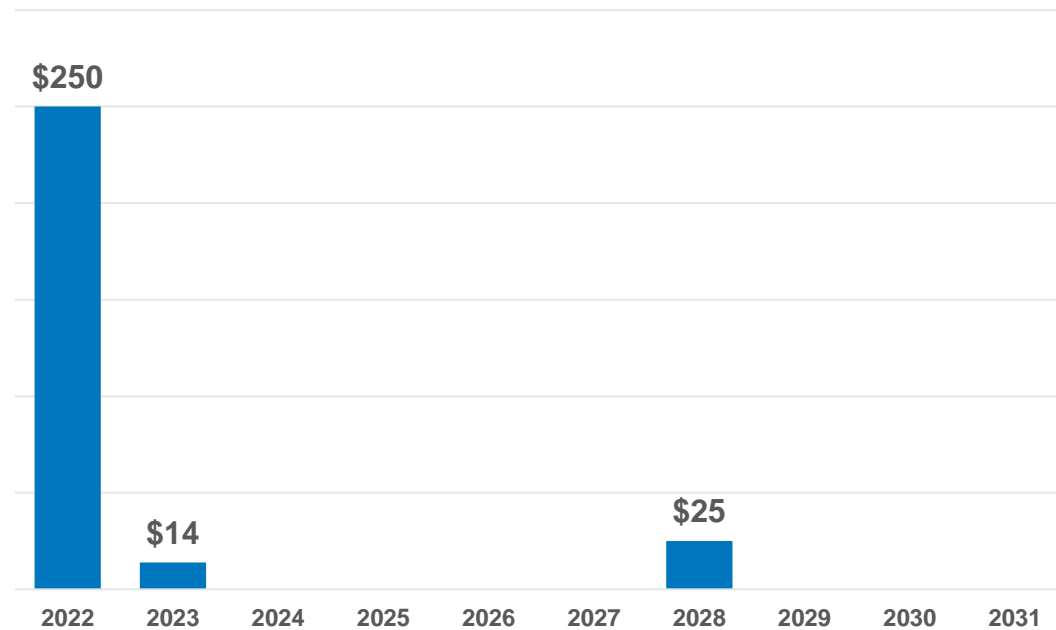
*2018 earnings reduced by \$0.04 per diluted share and 2017 earnings reduced by \$0.19 per diluted share of acquisition costs associated with the Hydro One transaction. 2017 earnings were also reduced by \$0.16 per diluted share associated with tax law changes.

**2019 includes \$1.00 per diluted share for the termination fee received from Hydro One and the payment of final transaction costs.

Prudent Balance Sheet and Liquidity

- As of December 31, 2021, we had \$82 million of available liquidity under our \$400 million line of credit.
- In 2022, we expect to issue \$400 million of long-term debt and \$120 million of common stock. In 2023, we expect to issue \$110 million of long-term debt and \$110 million of common stock.

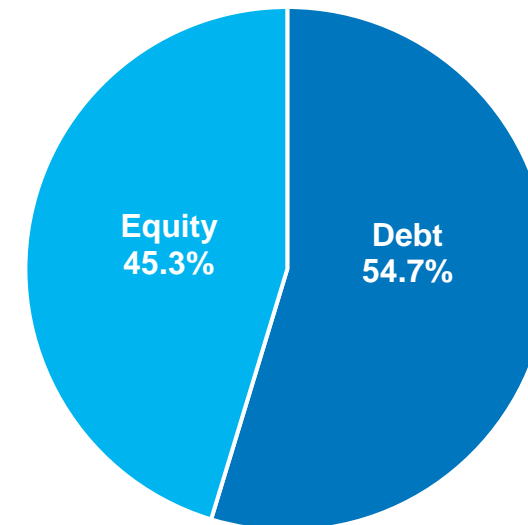
Upcoming debt maturities (\$ in millions)



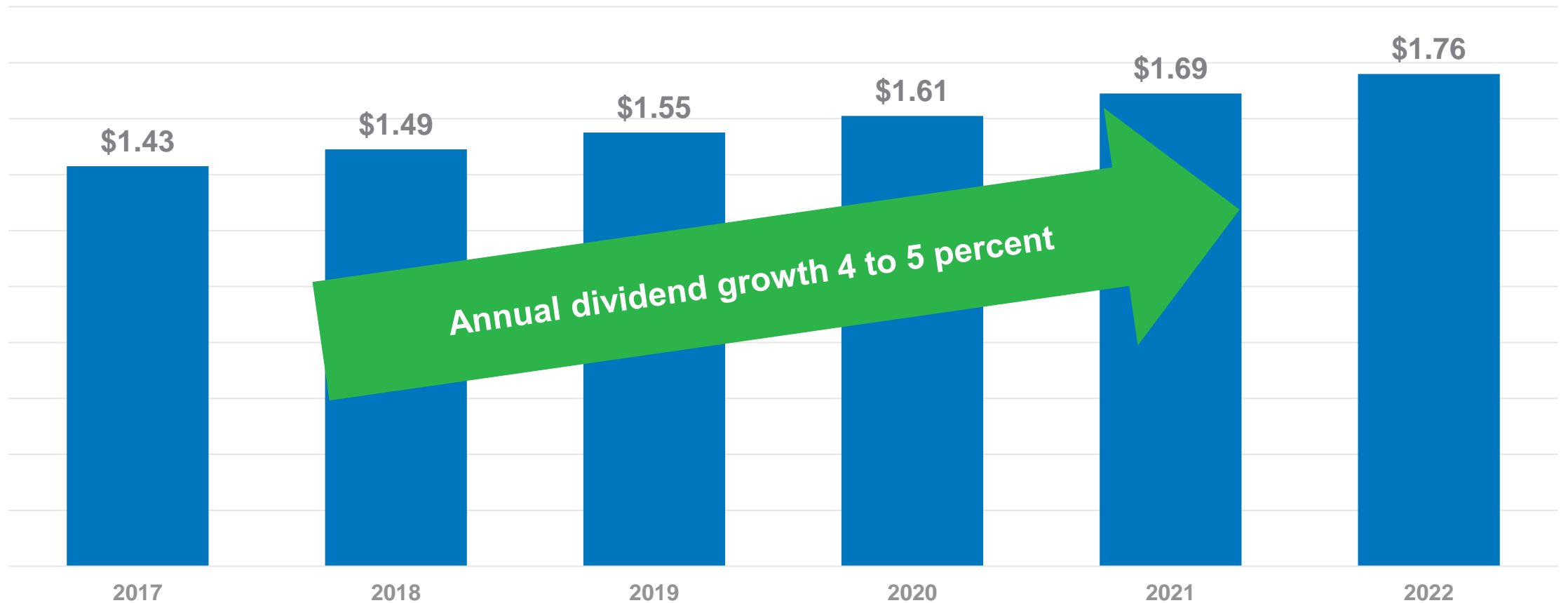
Maturities beyond 2031 not shown.

Excludes \$15 million of AERC debt maturing in 2024.

Consolidated Capital Structure December 31, 2021



Attractive and Growing Dividend



2022 quarterly dividend of \$0.44 annualized

Risks, Uncertainties and Other Factors That Could Affect Future Results

Forward-looking statements are subject to a variety of risks, uncertainties and other factors, most of which are beyond our control and many of which could have significant impact on our operations, results of operations, financial condition or cash flows and could cause actual results to differ materially from those anticipated in such statements. The following are among the important factors that could cause actual results to differ materially from the forward-looking statements:

Utility Regulatory Risk

state and federal regulatory decisions or related judicial decisions that affect our ability to recover costs and earn a reasonable return including, but not limited to, disallowance or delay in the recovery of capital investments, operating costs, commodity costs, interest rate swap derivatives, the ordering of refunds to customers and discretion over allowed return on investment; the loss of regulatory accounting treatment, which could require the write-off of regulatory assets and the loss of regulatory deferral and recovery mechanisms;

Operational Risk

pandemics (including the current COVID-19 pandemic), which could disrupt our business, as well as the global, national and local economy, resulting in a decline in customer demand, deterioration in the creditworthiness of our customers, increases in operating and capital costs, workforce shortages, losses or disruptions in our workforce due to vaccine mandates, delays in capital projects, disruption in supply chains, and disruption, weakness and volatility in capital markets. In addition, any of these factors could negatively impact our liquidity and limit our access to capital, among other implications; wildfires ignited, or allegedly ignited, by Avista Corp. equipment or facilities could cause significant loss of life and property or result in liability for resulting fire suppression costs, thereby causing serious operational and financial harm; severe weather or natural disasters, including, but not limited to, avalanches, wind storms, wildfires, earthquakes, extreme temperature events, snow and ice storms, and the potential increasing frequency and intensity of such events due to climate change, that could disrupt energy generation, transmission and distribution, as well as the availability and costs of fuel, materials, equipment, supplies and support services; explosions, fires, accidents, mechanical breakdowns or other incidents that could impair assets and may disrupt operations of any of our generation facilities, transmission, and electric and natural gas distribution systems or other operations and may require us to purchase replacement power or incur costs to repair our facilities; explosions, fires, accidents or other incidents arising from or allegedly arising from our operations that could cause injuries to the public or property damage; blackouts or disruptions of interconnected transmission systems (the regional power grid); terrorist attacks, cyberattacks or other malicious acts that could disrupt or cause damage to our utility assets or to the national or regional economy in general, including any effects of terrorism, cyberattacks, ransomware, or vandalism that damage or disrupt information technology systems; work-force issues, including changes in collective bargaining unit agreements, strikes, work stoppages, the loss of key executives, availability of workers in a variety of skill areas, and our ability to recruit and retain employees; changes in the availability and price of purchased power, fuel and natural gas, as well as transmission capacity; increasing costs of insurance, more restrictive coverage terms and our ability to obtain insurance; delays or changes in construction costs, and/or our ability to obtain required permits and materials for present or prospective facilities; increasing health care costs and cost of health insurance provided to our employees and retirees; increasing operating costs, including effects of inflationary pressures; third party construction of buildings, billboard signs, towers or other structures within our rights of way, or placement of fuel containers within close proximity to our transformers or other equipment, including overbuilding atop natural gas distribution lines; the loss of key suppliers for materials or services or other disruptions to the supply chain; adverse impacts to our Alaska electric utility (AEL&P) that could result from an extended outage of its hydroelectric generating resources or their inability to deliver energy, due to their lack of interconnectivity to any other electrical grids and the availability or cost of replacement power (diesel); changing river or reservoir regulation or operations at hydroelectric facilities not owned by us, which could impact our hydroelectric facilities downstream; change in the use, availability or abundance of water resources and/or rights needed for operation of our hydroelectric facilities;

Cyber and Technology Risk

cyberattacks on the operating systems that are used in the operation of our electric generation, transmission and distribution facilities and our natural gas distribution facilities, and cyberattacks on such systems of other energy companies with which we are interconnected, which could damage or destroy facilities or systems or disrupt operations for extended periods of time and result in the incurrence of liabilities and costs; cyberattacks on the administrative systems that are used in the administration of our business, including customer billing and customer service, accounting, communications, compliance and other administrative functions, and cyberattacks on such systems of our vendors and other companies with which we do business, resulting in the disruption of business operations, the release of private information and the incurrence of liabilities and costs; changes in costs that impede our ability to implement new information technology systems or to operate and maintain current production technology; changes in technologies, possibly making some of the current technology we utilize obsolete or introducing new cyber security risks; insufficient technology skills, which could lead to the inability to develop, modify or maintain our information systems;

Risks, Uncertainties and Other Factors That Could Affect Future Results

Strategic Risk

growth or decline of our customer base due to new uses for our services or decline in existing services, including, but not limited to, the effect of the trend toward distributed generation at customer sites; the potential effects of negative publicity regarding our business practices, whether true or not, which could hurt our reputation and result in litigation or a decline in our common stock price; changes in our strategic business plans, which could be affected by any or all of the foregoing, including the entry into new businesses and/or the exit from existing businesses and the extent of our business development efforts where potential future business is uncertain; wholesale and retail competition including alternative energy sources, growth in customer-owned power resource technologies that displace utility-supplied energy or that may be sold back to the utility, and alternative energy suppliers and delivery arrangements; entering into or growth of non-regulated activities may increase earnings volatility; the risk of municipalization or other forms of service territory reduction;

External Mandates Risk

changes in environmental laws, regulations, decisions and policies, including, but not limited to, regulatory responses to concerns regarding climate change, efforts to restore anadromous fish in areas currently blocked by dams, more stringent requirements related to air quality, water quality and waste management, present and potential environmental remediation costs and our compliance with these matters; the potential effects of initiatives, legislation or administrative rulemaking at the federal, state or local levels, including possible effects on our generating resources, prohibitions or restrictions on new or existing services, or restrictions on greenhouse gas emissions to mitigate concerns over global climate changes; political pressures or regulatory practices that could constrain or place additional cost burdens on our distribution systems through accelerated adoption of distributed generation or electric-powered transportation or on our energy supply sources, such as campaigns to halt fossil fuel fired power generation and opposition to other thermal generation, wind turbines or hydroelectric facilities; failure to identify changes in legislation, taxation and regulatory issues that could be detrimental or beneficial to our overall business; policy and/or legislative changes in various regulated areas, including, but not limited to, environmental regulation, healthcare regulations and import/export regulations;

Financial Risk

weather conditions, which affect both energy demand and electric generating capability, including the impact of precipitation and temperature on hydroelectric resources, the impact of wind patterns on wind-generated power, weather-sensitive customer demand, and similar impacts on supply and demand in the wholesale energy markets; our ability to obtain financing through the issuance of debt and/or equity securities, which could be affected by various factors including our credit ratings, interest rates, other capital market conditions and global economic conditions; changes in interest rates that affect borrowing costs, our ability to effectively hedge interest rates for anticipated debt issuances, variable interest rate borrowing and the extent to which we recover interest costs through retail rates collected from customers; changes in actuarial assumptions, interest rates and the actual return on plan assets for our pension and other postretirement benefit plans, which could affect future funding obligations, pension and other postretirement benefit expense and the related liabilities; the outcome of legal proceedings and other contingencies; economic conditions in our service areas, including the economy's effects on customer demand for utility services; economic conditions nationally may affect the valuation of our unregulated portfolio companies; declining energy demand related to customer energy efficiency, conservation measures and/or increased distributed generation; changes in the long-term climate and weather could materially affect, among other things, customer demand, the volume and timing of streamflows required for hydroelectric generation, costs of generation, transmission and distribution. Increased or new risks may arise from severe weather or natural disasters, including wildfires as well as their increased occurrence and intensity related to changes in climate; industry and geographic concentrations which could increase our exposure to credit risks due to counterparties, suppliers and customers being similarly affected by changing conditions; deterioration in the creditworthiness of our customers;

Energy Commodity Risk

volatility and illiquidity in wholesale energy markets, including exchanges, the availability of willing buyers and sellers, changes in wholesale energy prices that could affect operating income, cash requirements to purchase electricity and natural gas, value received for wholesale sales, collateral required of us by individual counterparties and/or exchanges in wholesale energy transactions and credit risk to us from such transactions, and the market value of derivative assets and liabilities; default or nonperformance on the part of any parties from whom we purchase and/or sell capacity or energy; potential environmental regulations or lawsuits affecting our ability to utilize or resulting in the obsolescence of our power supply resources; explosions, fires, accidents, pipeline ruptures or other incidents that could limit energy supply to our facilities or our surrounding territory, which could result in a shortage of commodities in the market that could increase the cost of replacement commodities from other sources;

Compliance Risk

changes in laws, regulations, decisions and policies at the federal, state or local levels, which could materially impact both our electric and gas operations and costs of operations; and the ability to comply with the terms of the licenses and permits for our hydroelectric or thermal generating facilities at cost-effective levels.