



Welcome

Third Quarter 2018 Earnings Webcast

November 7, 2018

Call Participants



Scott Morris
Chairman and CEO



Dennis Vermillion
President



Mark Thies
Sr. VP and CFO



Ryan Krasselt
VP, Controller and
Principal Accounting Officer

Forward-Looking Statements

This presentation contains forward-looking statements, including statements regarding our current expectations for future financial performance and cash flows, capital expenditures, financing plans, our current plans or objectives for future operations and other factors, which may affect the company in the future. Such statements are subject to a variety of risks, uncertainties and other factors, most of which are beyond our control and many of which could have significant impact on our operations, results of operations, financial condition or cash flows and could cause actual results to differ materially from those anticipated in such statements.

For a further discussion of these factors and other important factors please refer to the appendix herein and in our Annual Report on Form 10-K for the year ended Dec. 31, 2017 and Quarterly Report on Form 10-Q for the quarter ended September 30, 2018. The forward-looking statements contained in this presentation speak only as of the date hereof. We undertake no obligation to update any forward-looking statement or statements to reflect events or circumstances that occur after the date on which such statement is made or to reflect the occurrence of unanticipated events. New risks, uncertainties and other factors emerge from time to time, and it is not possible for management to predict all of such factors, nor can it assess the impact of each such factor on our business or the extent to which any such factor, or combination of factors, may cause actual results to differ materially from those contained in any forward-looking statement.

Net Income (Loss) and Diluted EPS

<i>(\$ in thousands, except per-share data)</i>	Q3 2018	Q3 2017	YTD 2018	YTD 2017
Operating Revenues	\$296,013	\$297,096	\$1,024,672	\$1,048,067
Income from Operations	\$36,444	\$32,899	\$183,929	\$208,272
Total Net Income attributable to Avista Corp. Shareholders	\$10,119	\$4,451	\$90,586	\$88,338

Net Income (Loss) by Business Segment attributable to Avista Corp. Shareholders

Avista Utilities	\$11,935	\$5,419	\$91,727	\$85,623
Alaska Electric Light and Power Company	\$824	\$427	\$5,878	\$5,961
Other	\$(2,640)	\$(1,395)	\$(7,019)	\$(3,246)

Earnings (Loss) per diluted share by Business Segment attributable to Avista Corp. Shareholders

Avista Utilities	\$0.18	\$0.08	\$1.39	\$1.33
Alaska Electric Light and Power Company	\$0.01	\$0.01	\$0.09	\$0.09
Other	\$(0.04)	\$(0.02)	\$(0.11)	\$(0.05)
Total Earnings per diluted share attributable to Avista Corp. Shareholders	\$0.15	\$0.07	\$1.37	\$1.37

Avista to be acquired by Hydro One

Key Transaction Terms

- Offer price of US\$53.00 per Avista common share in cash
 - Represents a 24% premium to Avista's closing price on July 18, 2017 of US\$42.74
- Equity purchase price of US\$3.4 billion (C\$4.4 billion)
- Total enterprise value of US\$5.3 billion (\$C6.7 billion), including Avista debt assumed
- Avista preserves corporate identity and maintains headquarters in Spokane

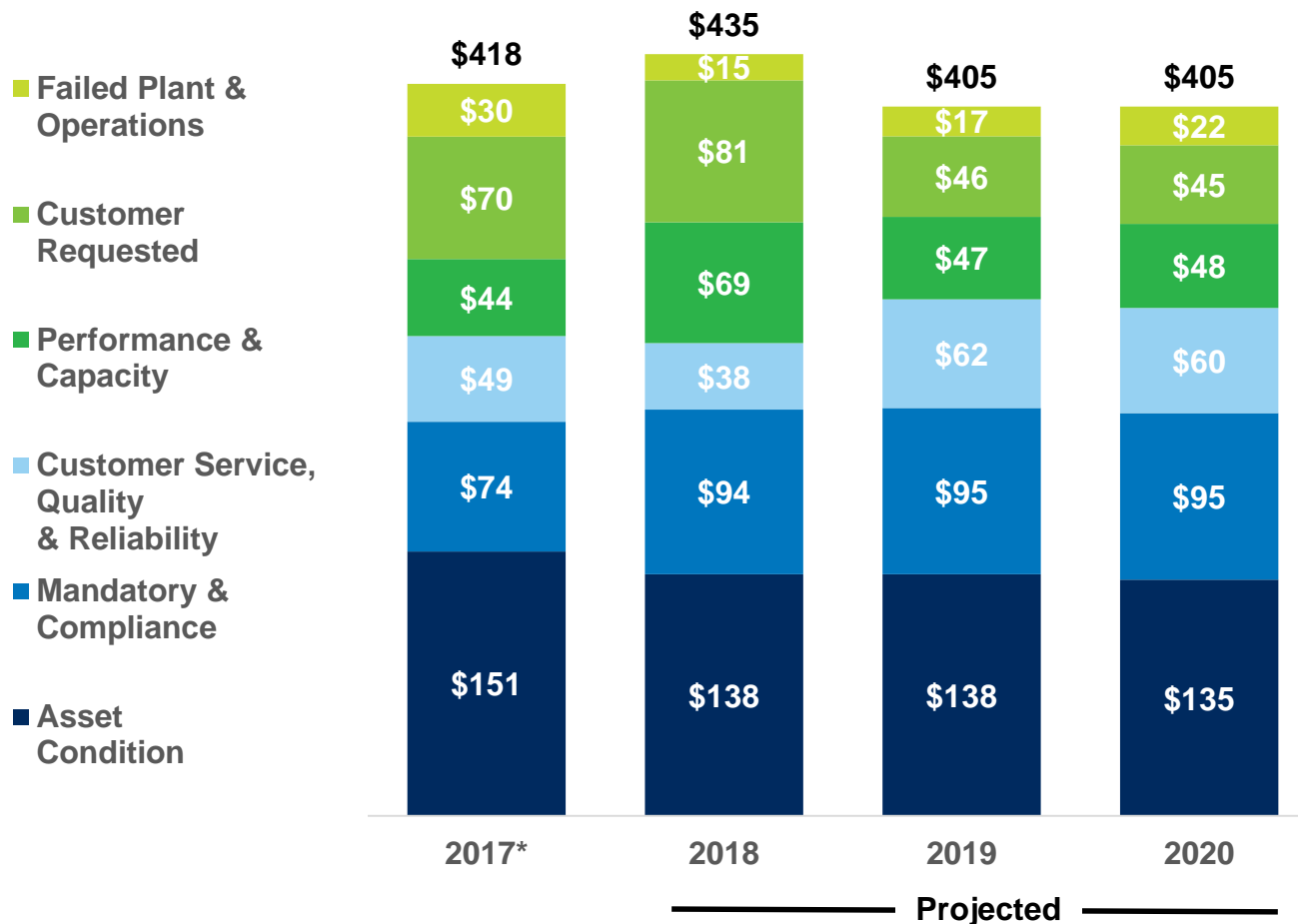
Timing and Approvals

<u>Required Approval</u>	<u>Status</u>
Avista Corp. shareholder approval	Approved November 21, 2017, no further action
FERC	Approved January 16, 2018, no further action
HSR Act	Approved April 6, 2018, no further action
CFIUS	Approved May 18, 2018, no further action
FCC	Approved May 4, 2018; approval extended through April 13, 2019
RCA	Approved June 4, 2018
MPSC	Approved July 10, 2018
WUTC	Settlement agreement filed with WUTC Statutory date for decision - Dec. 14, 2018
IPUC	Settlement agreement filed with IPUC Requested date for decision - Dec. 14, 2018
OPUC	Settlement agreement filed with OPUC Target date for decision - Dec. 14, 2018

* The transaction is expected to close in the fourth quarter of 2018 subject to remaining referenced approvals and the satisfaction or waiver of other specified conditions.

Investments to upgrade our systems

5% to 6% rate base growth



Excludes capital expenditures at AEL&P of \$6.4 million in 2017 and projected capital expenditures of \$7 million in 2018, \$8 million in 2019, and \$7 million in 2020

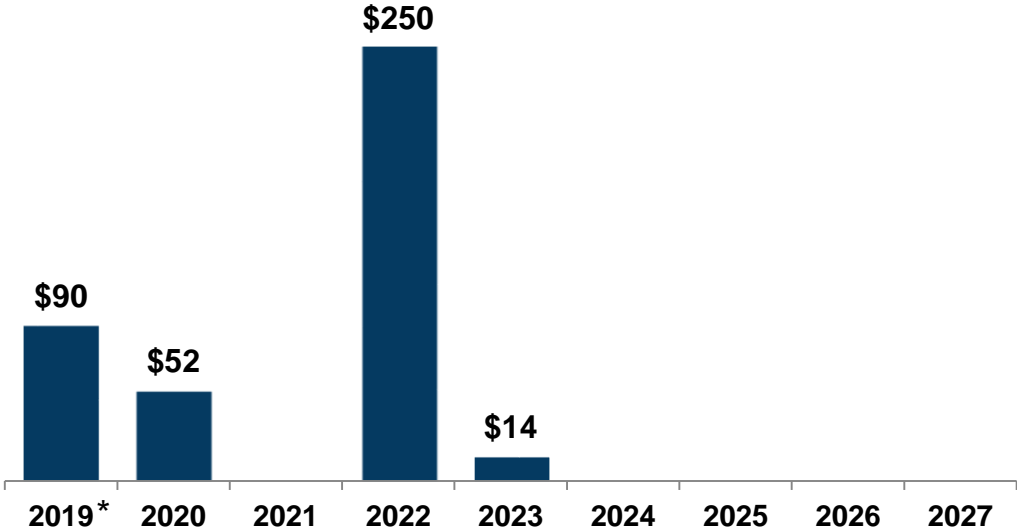
*Includes amounts accrued at year-end

Prudent Balance Sheet and Liquidity

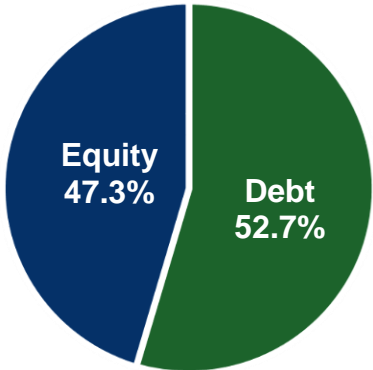
\$343.8 million of available liquidity at Avista Corp. as of September 30, 2018

- Through early 2019, we expect to raise approximately \$110 million of equity
 - Equity may come from our sales agency agreements or from an equity contribution from Hydro One upon consummation of the acquisition or from a combination of those sources

Upcoming debt maturities
(\$ millions)



Consolidated Capital Structure
September 30, 2018



Additional long-term debt maturities beyond 2027 not shown

*Excludes debt maturities of \$15 million at Alaska Energy and Resources Company in 2019

Confirming 2018 Earnings Guidance

2018 Earnings Guidance	
Avista Utilities	\$0.31 – \$0.55
AEL&P	\$0.10 – \$0.14
Other	\$(0.11) – \$(0.09)
Consolidated	\$0.30 – \$0.60

Guidance Assumptions

- Our outlook for Avista Utilities assumes, among other variables, normal precipitation, temperatures, hydroelectric generation for the remainder of the year.
- Our outlook for AEL&P assumes, among other variables, normal precipitation, temperatures and hydroelectric generation for the remainder of the year.
- Our guidance range for Avista Utilities encompasses expected variability in power supply costs and the application of the ERM to that power supply cost variability.
- The midpoint of our guidance range for Avista Utilities does not include any benefit or expense under the ERM. In 2018 we expect to be in a benefit position under the ERM within the 90 percent customers/10 percent shareholders sharing band, which is expected to add approximately \$0.07 to \$0.08 per diluted share.
- Our guidance for Avista Utilities includes acquisition and regulatory commitment costs associated with the Hydro One transaction of \$1.60 to \$1.50 per diluted share.

Questions?



Upper Falls, Spokane, Wash.

Contact Information

Analysts and Investors ----- Jason Lang
Investor Relations Manager
(509) 495-2930
jason.lang@avistacorp.com

Media ----- Casey Fielder
External Communications Manager
(509) 495-4916
casey.fielder@avistacorp.com

Replay Available at (888) 843-7419
Passcode 47676604#

Webcast Archived on www.avistacorp.com

Appendix

Risks and Uncertainties That Could Affect Future Results

The following are among the important factors that could cause actual results to differ materially from the forward-looking statements: weather conditions, which affect both energy demand and electric generating capability, including the effect of precipitation and temperature on hydroelectric resources, the effect of wind patterns on wind-generated power, weather-sensitive customer demand, and similar effects on supply and demand in the wholesale energy markets; our ability to obtain financing through the issuance of debt and/or equity securities, which can be affected by various factors including our credit ratings, interest rates and other capital market conditions and the global economy; changes in interest rates that affect borrowing costs, our ability to effectively hedge interest rates for anticipated debt issuances, variable interest rate borrowing and the extent to which we recover interest costs through retail rates collected from customers; changes in actuarial assumptions, interest rates and the actual return on plan assets for our pension and other postretirement benefit plans, which can affect future funding obligations, pension and other postretirement benefit expense and the related liabilities; deterioration in the creditworthiness of our customers; the outcome of legal proceedings and other contingencies; economic conditions in our service areas, including the economy's effects on customer demand for utility services; declining energy demand related to customer energy efficiency, conservation measures and/or increased distributed generation; changes in long-term climates, both globally and within our utilities' service areas, which can affect, among other things, customer demand patterns and the volume and timing of streamflows to our hydroelectric resources; state and federal regulatory decisions or related judicial decisions that affect our ability to recover costs and earn a reasonable return including, but not limited to, disallowance or delay in the recovery of capital investments, operating costs, commodity costs, interest rate swap derivatives and discretion over allowed return on investment; volatility and illiquidity in wholesale energy markets, including the availability of willing buyers and sellers, changes in wholesale energy prices that can affect operating income, cash requirements to purchase electricity and natural gas, value received for wholesale sales, collateral required of us by counterparties in wholesale energy transactions and credit risk to us from such transactions, and the market value of derivative assets and liabilities; default or nonperformance on the part of any parties from whom we purchase and/or sell capacity or energy; potential environmental regulations or lawsuits affecting our ability to utilize or resulting in the obsolescence of our power supply resources; severe weather or natural disasters, including, but not limited to, avalanches, wind storms, wildfires, earthquakes, snow and ice storms, that can disrupt energy generation, transmission and distribution, as well as the availability and costs of materials, equipment, supplies and support services; explosions, fires, accidents, mechanical breakdowns or other incidents that may impair assets and may disrupt operations of any of our generation facilities, transmission, and electric and natural gas distribution systems or other operations and may require us to purchase replacement power; explosions, fires, accidents or other incidents arising from or allegedly arising from our operations that may cause wildfires, injuries to the public or property damage; blackouts or disruptions of interconnected transmission systems (the regional power grid); terrorist attacks, cyber attacks or other malicious acts that may disrupt or cause damage to our utility assets or to the national or regional economy in general, including any effects of terrorism, cyber attacks or vandalism that damage or disrupt information technology systems; work force issues, including changes in collective bargaining unit agreements, strikes, work stoppages, the loss of key executives, availability of workers in a variety of skill areas, and our ability to recruit and retain employees; increasing costs of insurance, more restrictive coverage terms and our ability to obtain insurance; delays or changes in construction costs, and/or our ability to obtain required permits and materials for present or prospective facilities; increasing health care costs and cost of health insurance provided to our employees and retirees; third party construction of buildings, billboard signs, towers or other structures within our rights of way, or placement of fuel containers within close proximity to our transformers or other equipment, including overbuild atop natural gas distribution lines; the loss of key suppliers for materials or services or other disruptions to the supply chain; adverse impacts to our Alaska operations that could result from an extended outage of its hydroelectric generating resources or their inability to deliver energy, due to their lack of interconnectivity to any other electrical grids and the cost of replacement power (diesel); changing river regulation or operations at hydroelectric facilities not owned by us, which could impact our hydroelectric facilities downstream; compliance with extensive federal, state and local legislation and regulation, including numerous environmental, health, safety, infrastructure protection, reliability and other laws and regulations that affect our operations and costs; the ability to comply with the terms of the licenses and permits for our hydroelectric or thermal generating facilities at cost-effective levels; cyber attacks on us or our vendors or other potential lapses that result in unauthorized disclosure of private information, which could result in liabilities against us, costs to investigate, remediate and defend, and damage to our reputation; disruption to or breakdowns of information systems, automated controls and other technologies that we rely on for our operations, communications and customer service; changes in costs that impede our ability to effectively implement new information technology systems or to operate and maintain current production technology; changes in technologies, possibly making some of the current technology we utilize obsolete or introducing new cyber security risks; insufficient technology skills, which could lead to the inability to develop, modify or maintain our information systems; growth or decline of our customer base and the extent to which new uses for our services may materialize or existing uses may decline, including, but not limited to, the effect of the trend toward distributed generation at customer sites; the potential effects of negative publicity regarding our business practices, whether true or not, which could hurt our reputation and result in litigation or a decline in our common stock price; changes in our strategic business plans, which may be affected by any or all of the foregoing, including the entry into new businesses and/or the exit from existing businesses and the extent of our business development efforts where potential future business is uncertain; entering into or growth of non-regulated activities may increase earnings volatility; failure to complete the proposed acquisition of the Company by Hydro One, which would negatively impact the market price of Avista Corp.'s common stock and could result in termination fees that would have a material adverse effect on our results of operations, financial condition, and cash flows; changes in environmental laws, regulations, decisions and policies, including present and potential environmental remediation costs and our compliance with these matters; the potential effects of initiatives, legislation or administrative rulemaking at the federal, state or local levels, including possible effects on our generating resources of restrictions on greenhouse gas emissions to mitigate concerns over global climate changes; political pressures or regulatory practices that could constrain or place additional cost burdens on our distribution systems through accelerated adoption of distributed generation or electric-powered transportation or on our energy supply sources, such as campaigns to halt coal-fired power generation and opposition to other thermal generation, wind turbines or hydroelectric facilities; wholesale and retail competition including alternative energy sources, growth in customer-owned power resource technologies that displace utility-supplied energy or that may be sold back to the utility, and alternative energy suppliers and delivery arrangements; failure to identify changes in legislation, taxation and regulatory issues which are detrimental or beneficial to our overall business; the Tax Cuts and Jobs Act and its intended and unintended consequences on financial results and future cash flows, including the potential impact to credit ratings, which may affect our ability to borrow funds or increase the cost of borrowing in the future; policy and/or legislative changes resulting from the current presidential administration in various regulated areas, including, but not limited to, environmental regulation, healthcare regulations and import/export regulations; and the risk of municipalization in any of our service territories.